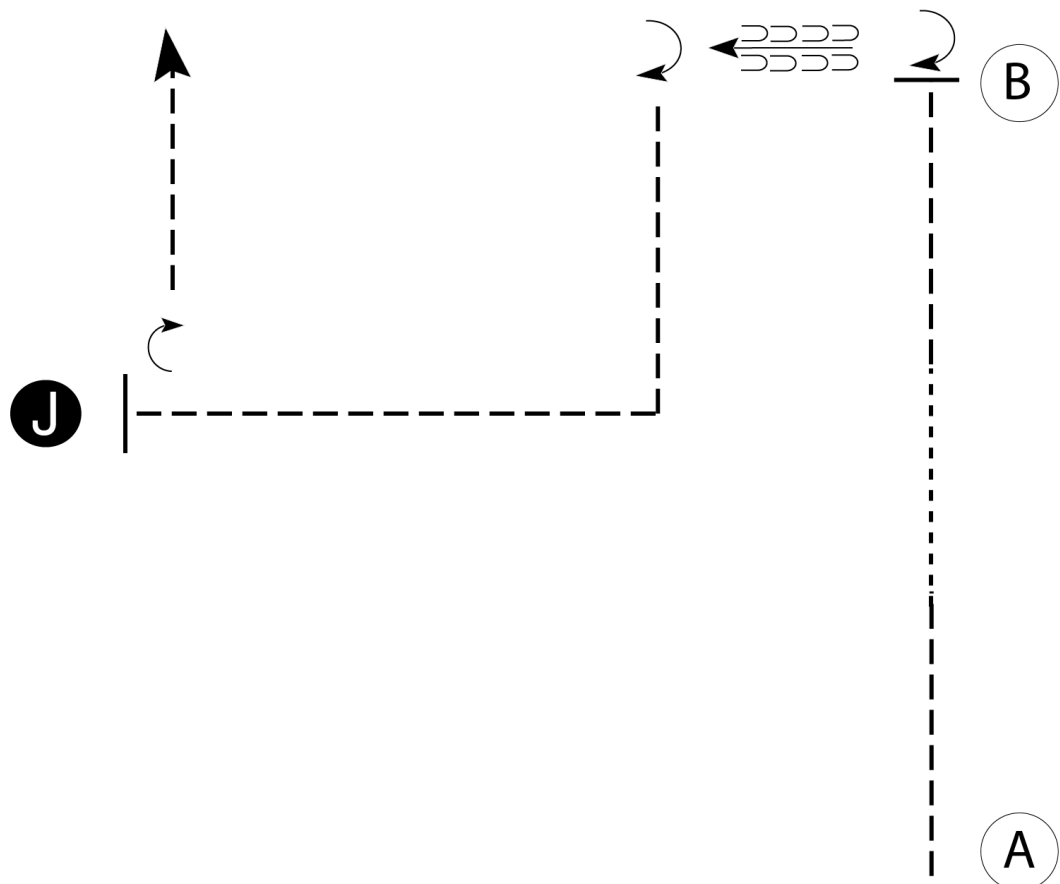


2025 MIHA High School Districts Meet 2

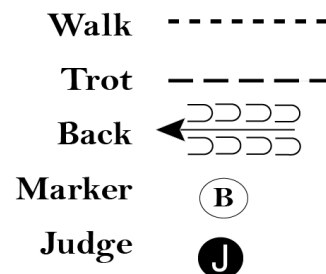
Western Fitting and Showing

Show Date: Various



Be ready at A.

1. Trot 1/3 of the line, then walk 1/3 of the line then trot the final 1/3 of the line.
2. Stop with horse's hip even with B then perform a 1/4 turn.
3. Back 2 horse lengths then perform a 1/4 turn.
4. Trot to judge as shown.
5. Stop and set up at Judge.
6. Inspection.
7. When dismissed, perform a 1/4 turn and trot to exit.



[S/1-119]

Pattern Provided by:

MIHA Pattern Committee

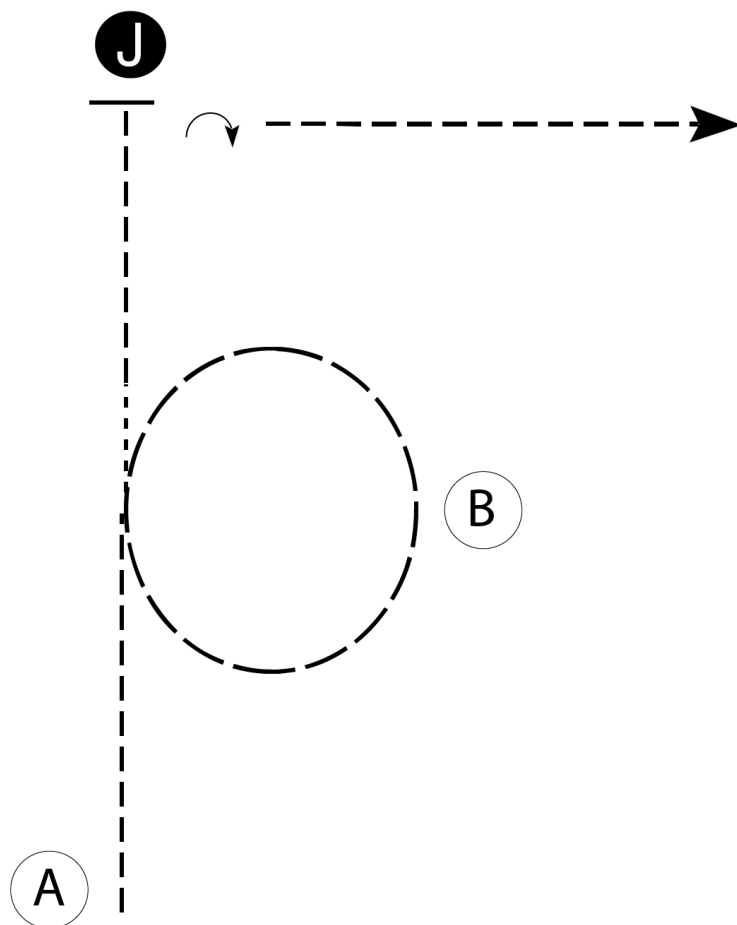
2025 MIHA High School Districts Meet 2

Hunt Seat Fitting and Showing

Show Date: Various

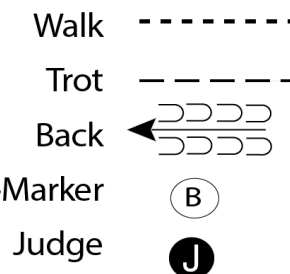
w w w . H o r s e S h o w P a t t e r n s . c o m

w w w . H o r s e S h o w P a t t e r n s . c o m



Be ready at A. Not being ready is considered LATE.

1. Trot halfway to Judge.
2. Extended trot circle.
3. Walk approximately 2 horse lengths.
4. Trot to Judge.
5. Set Up.
6. Inspection.
7. When dismissed, perform a 90 degree turn and trot off.



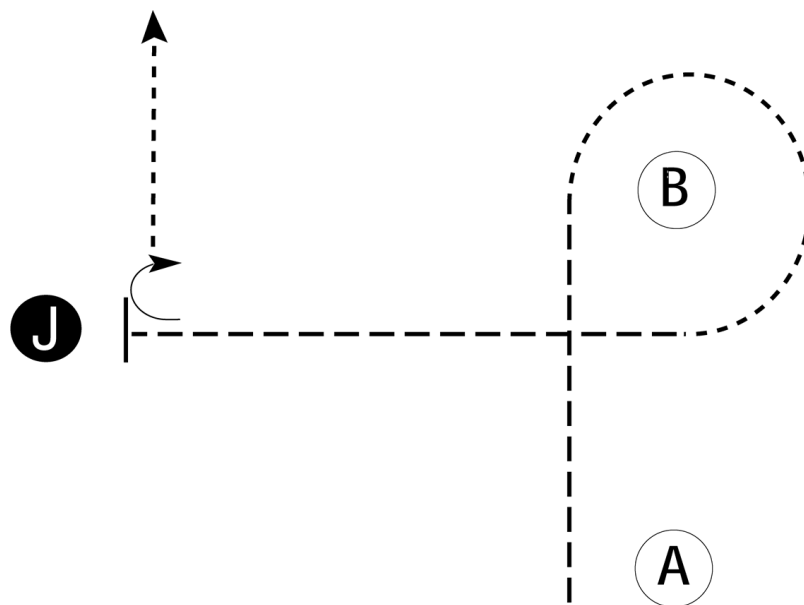
[S/1-123]

Pattern Provided by:
MIHA Pattern Committee

2025 MIHA High School Districts Meet 2

Saddle Seat Fitting and Showing

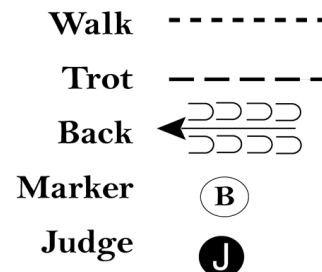
Show Date: Various



Be ready at A.

1. Trot from A to B.
2. Walk around B.
3. Trot from B to judge.
4. Stop and set up for inspection.
5. When dismissed, perform a 90 degree turn and walk away.

Follow the instructions of your ring steward.



[S/1-55]

Pattern Provided by:

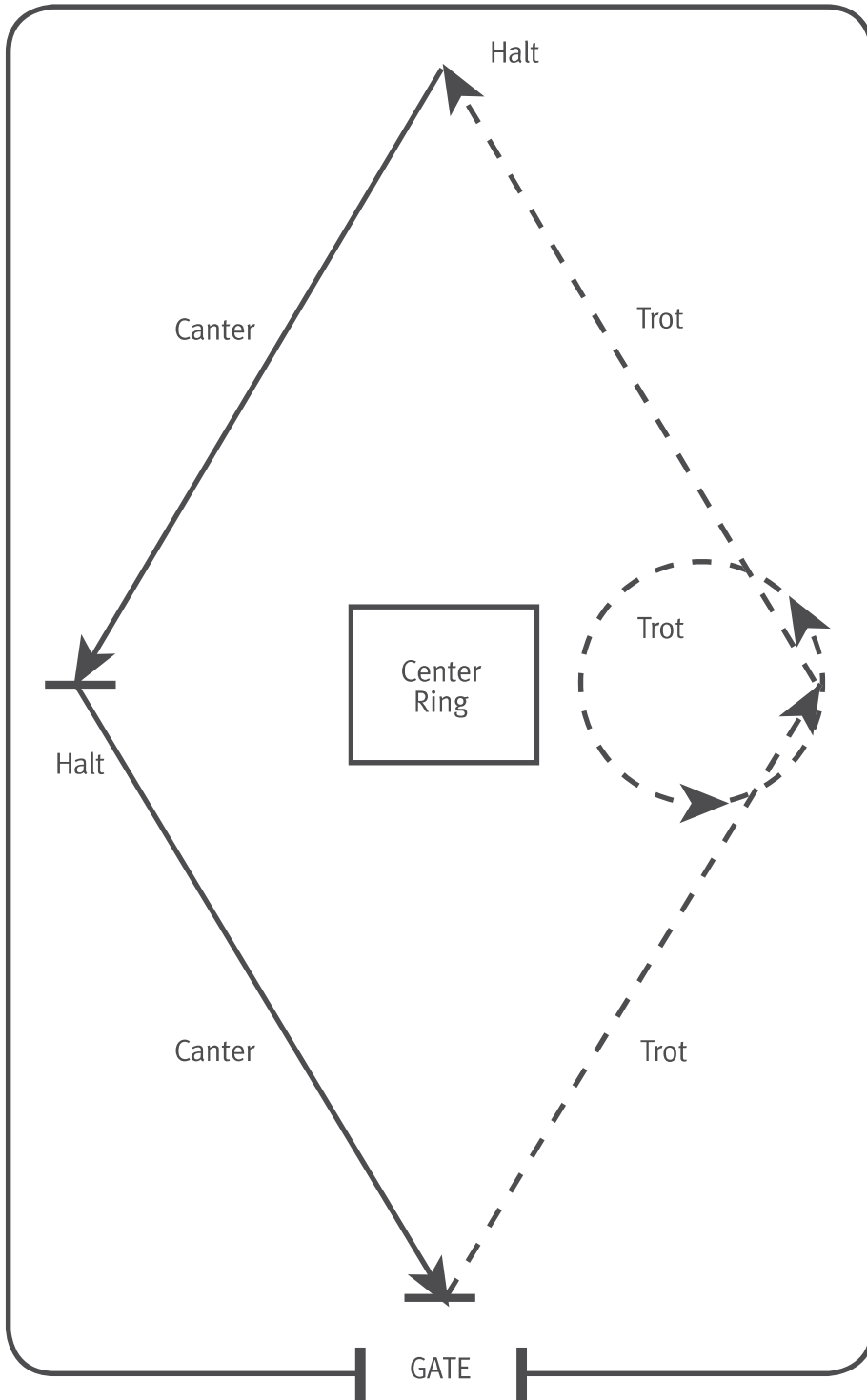
MIHA Pattern Committee

w w w . H o r s e S h o w P a t t e r n s . c o m

w w w . H o r s e S h o w P a t t e r n s . c o m

Saddle Seat

LEVEL 2 • PATTERN Y • Tests 2,6,13



Beginning at, trot on the right diagonal. Trot a diagonal line to the center point of the straightaway.

At this point continue trotting and perform a circle to the left.

As you come out of the circle, change to the left diagonal and trot on a diagonal line to the end of the arena.

Halt. Turn left. Canter on a diagonal line on the right lead to the center point of the opposite straightaway.

Halt. Turn left. Canter left lead and halt.

	Stop / Halt
	Canter
	Trot
	Walk
	Back
	Marker
	Lineup

This pattern may only be used for:

- 14 - 18
- 18 & Under
- 19 & Over

*This pattern may **NOT** be used for:*

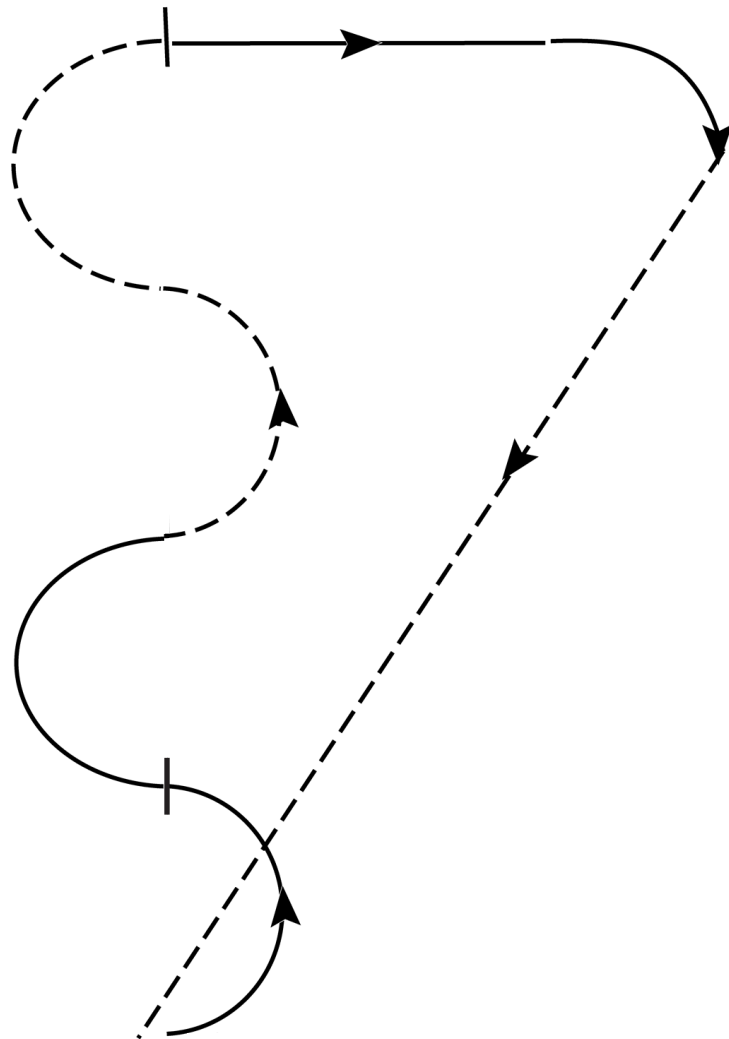
- 13 & Under

If used at a Regional or National Show, pattern may not be run from the lineup.

2025 MIHA High School Districts Meet 2

Saddle Seat Bareback

Show Date: Various



Begin at the in gate.

1. Canter the first half circle on the left lead. Halt.
2. Canter the second half circle on the right lead.
3. Trot the third half circle on the right diagonal.
4. Trot the fourth half circle on the left diagonal. Stop briefly.
5. Canter in a clockwise direction along the rail and around the curve.
6. Go directly into the trot and trot a diagonal line to exit
- Diagonal is your option.

The workout has been completed - Thank you.

Walk	-----
Trot	- - - - -
Extended Trot	— — — — —
Canter	—————
Lead Change	
Back	
Reference Point	(B)

[SSE/16]

mod

Pattern Provided by:

MIHA Pattern Committee

www.HorseShowPatterns.com

www.HorseShowPatterns.com

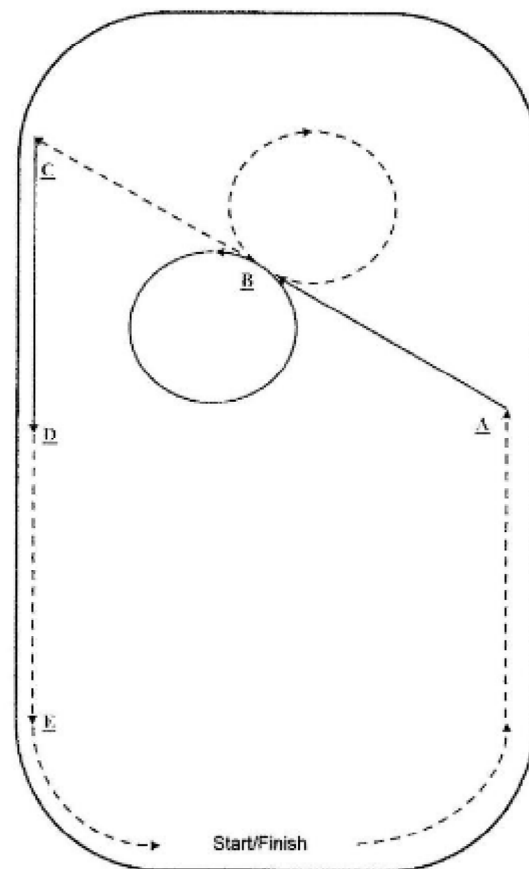
High School *Saddle Seat Pattern #1*

Each item to be scored from 0-10 points.

Total possible is 100 points.

(All trot work will be performed at the rising trot on the correct diagonal unless specified.)

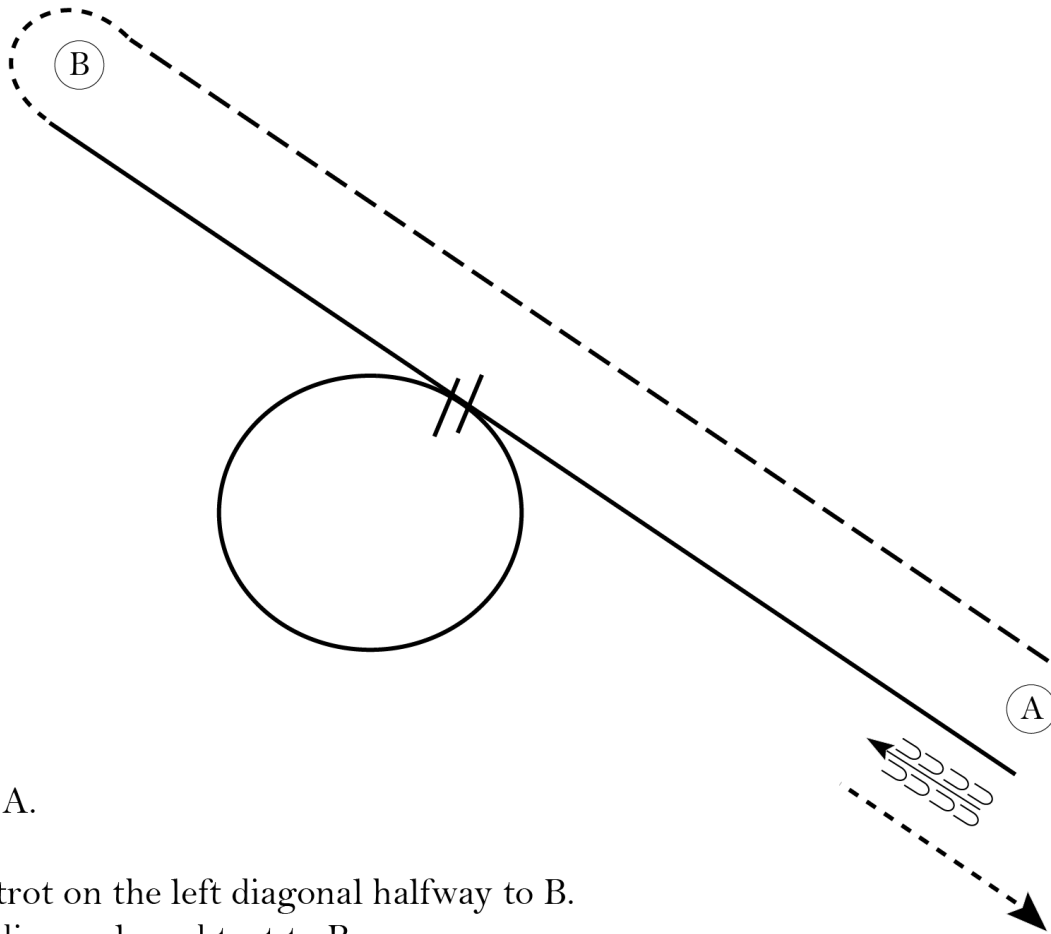
#	Movement	Points	Score
1	From the start point, trot or second gait to point A. Halt.	10	
2	Pivot to face point B. Canter on the left lead to point B and continue cantering a circle to your left. Halt.	10	
3	Perform a circle to your right at the trot or second gait and continue to point C. Halt.	10	
4	Pivot to face point D. Drop your irons.	10	
5	Canter on the right lead to point D. Halt.	10	
6	Trot or second gait to point E. Halt. Pick up your irons.	10	
7	Trot or second gait to the finish point	10	
8	Rider's position.	10	
9	Riders effective use of aids.	10	
10	Overall impression (Exhibitor presentation, accuracy of figures, suitability of horse/rider combination, ringmanship, etc.	10	
Total		100	



2025 MIHA High School Districts Meet 2

Hunt Seat Equitation

Show Date: Various



Be ready at A.

1. Posting trot on the left diagonal halfway to B.
2. Change diagonals and trot to B.
3. Break to the walk and walk around B.
4. Canter on the right lead halfway to A.
5. Continue to canter in a circle to the right.
6. Perform a simple lead change and canter to A.
7. Halt at A and back approximately one horse length.

Pattern is over once you have backed. Walk off and follow the instructions of your ring steward.

Walk	-----
Trot	- - - - -
Extended Trot	-----
Canter	—————
Leg Yield	
Lead Change	— / —
Back	← ← ←
Marker	(B)
Sidepass	← — — — — →
Hand Gallop	—————

[HSE/1-75]

Pattern Provided by:

MIHA Pattern Committee

www.HorseShowPatterns.com

www.HorseShowPatterns.com

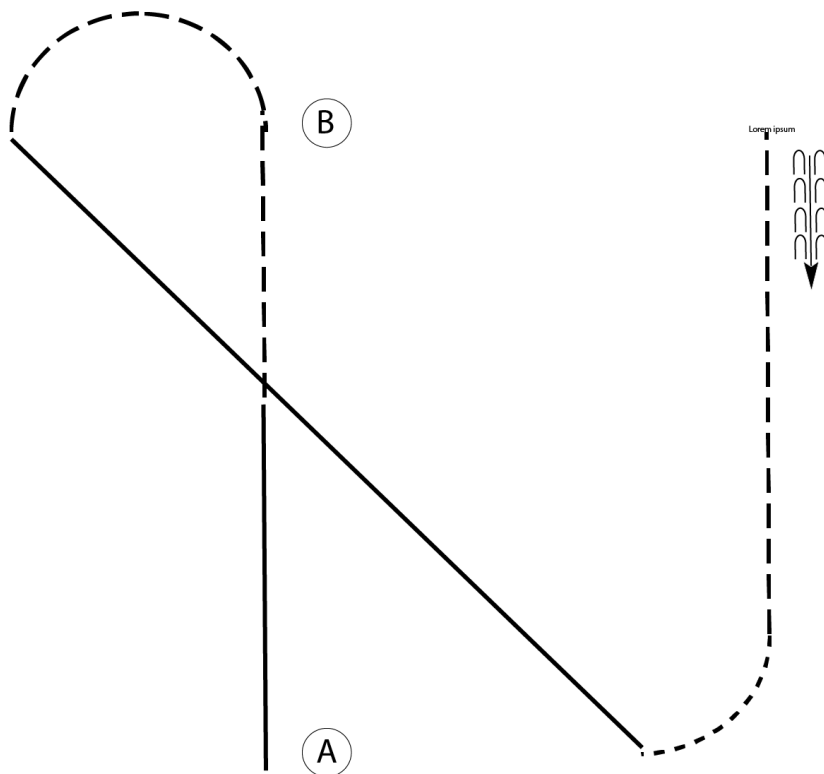
2025 MIHA High School Districts Meet 2

Hunt Seat Bareback

Show Date: Various

w w w . H o r s e S h o w P a t t e r n s . c o m

w w w . H o r s e S h o w P a t t e r n s . c o m



Be ready at A.

1. Canter left lead to center of pattern.
2. Posting trot right diagonal in half circle.
3. Canter on the left lead until even with A.
4. Walk with FORWARD motion in a quarter circle (crawling will be a minus maneuver).
5. Posting trot on the left diagonal until even with B.
6. Stop and back 4 steps. Pattern is complete.

Walk	-----
Trot	- - - - -
Extended Trot	- - - - -
Canter	—————
Leg Yield	
Lead Change	
Back	←←←←
Marker	(B)
Sidepass	←→
Hand Gallop	———

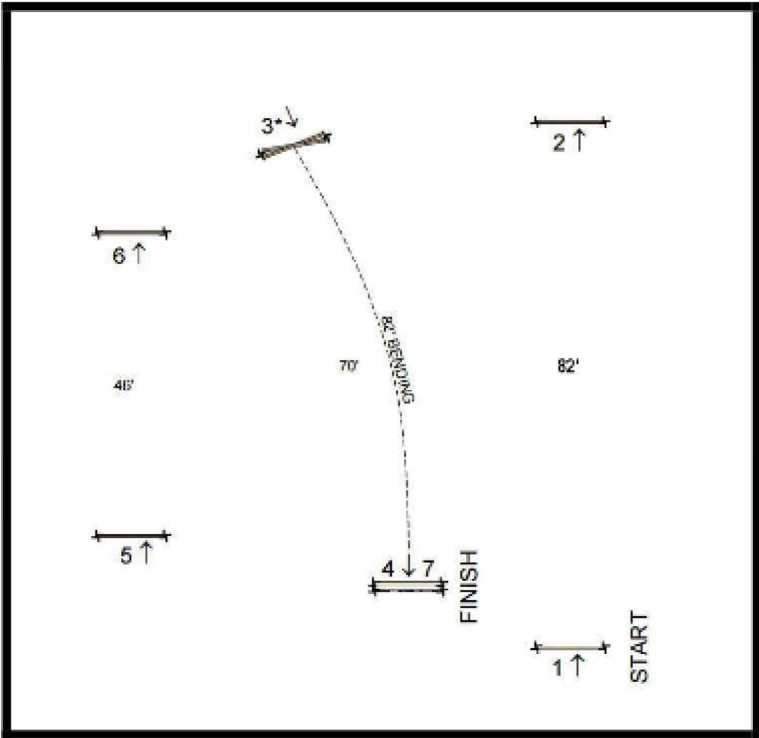
[HSE/1-114]

Pattern Provided by:

MIHA Pattern Committee

High School
Equitation Over Fences

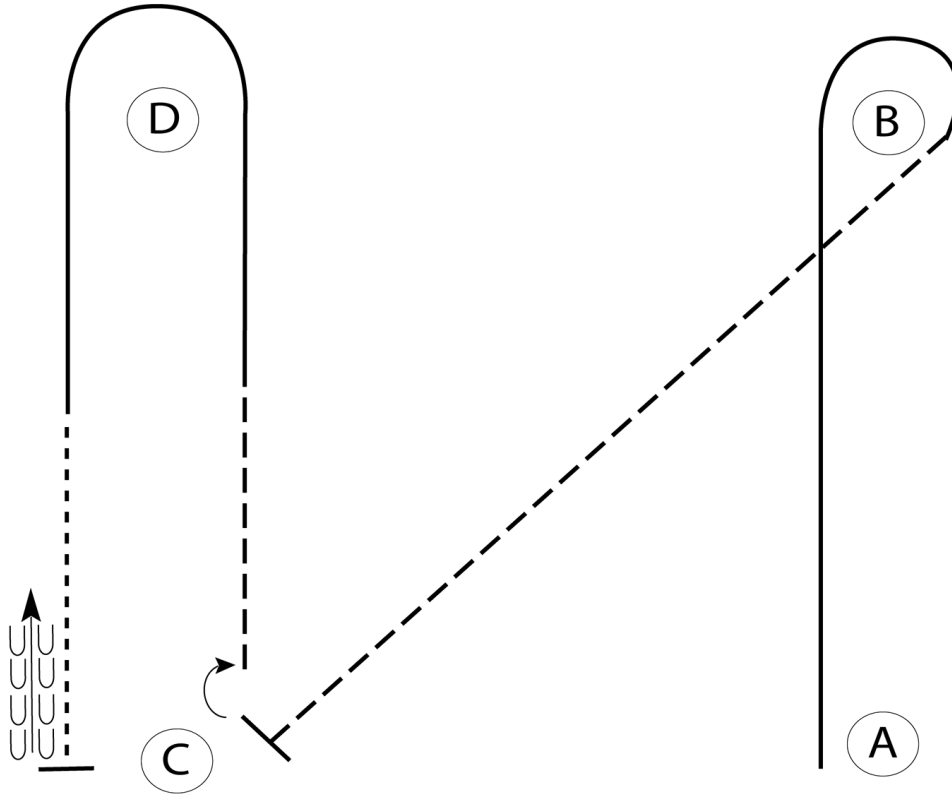
Pattern #1



2025 MIHA High School Districts Meet 2

Western Horsemanship

Show Date: Various



Be ready at A.

1. Lope on the right lead from A to and around B.
2. Jog from B to C.
3. Stop and perform a turn to the right as shown.
4. Jog halfway to D.
5. Lope on the left lead to and around D.
6. Halfway to C, break to a walk.
7. Stop at C and back approximately one horse length.

Follow the instructions of your ring steward.

Walk	-----
Jog	-----
Extended Jog	-----
Lope	—————
Leg Yield	
Lead Change	↘
Back	←←←←←
Marker	Ⓚ
Sidepass	←-----→

[WH/1-71]

Pattern Provided by:

MIHA Pattern Committee

mod

w w w . H o r s e S h o w P a t t e r n s . c o m

w w w . H o r s e S h o w P a t t e r n s . c o m

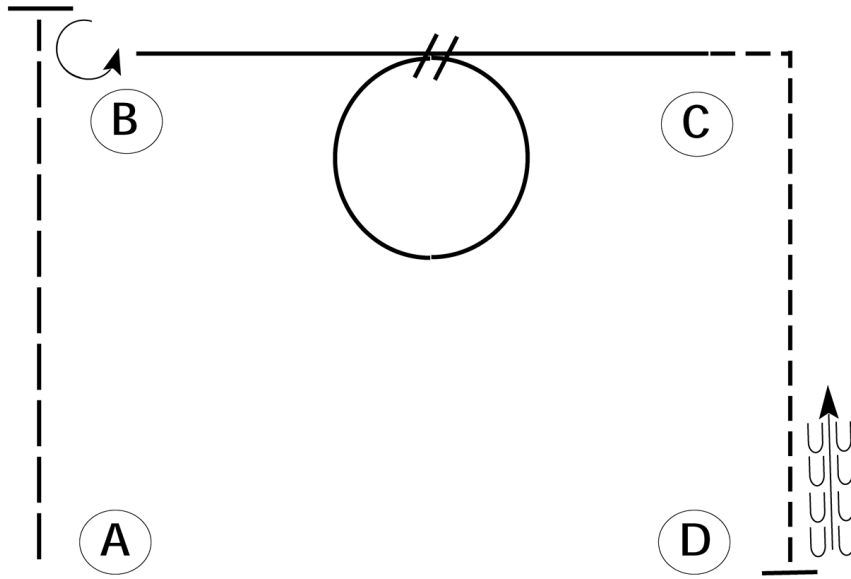
2025 MIHA High School Districts Meet 2

Western Bareback

Show Date: Various

w w w . H o r s e S h o w P a t t e r n s . c o m

w w w . H o r s e S h o w P a t t e r n s . c o m



Be ready at A.

1. Extended jog from A past B.
2. Stop past B and perform a 270 degree turn to the left.
3. Lope on the left lead halfway to C.
4. Perform a simple lead change and lope a circle to the right.
5. Continue to lope to C.
6. At C, break to a jog and jog to D.
7. Stop and back approximately one horse length.

Follow the instructions of your ring steward.

Walk	-----
Jog	- - - - -
Extended Jog	— — — —
Lope	—————
Lead Change	
Back	
Marker	(B)

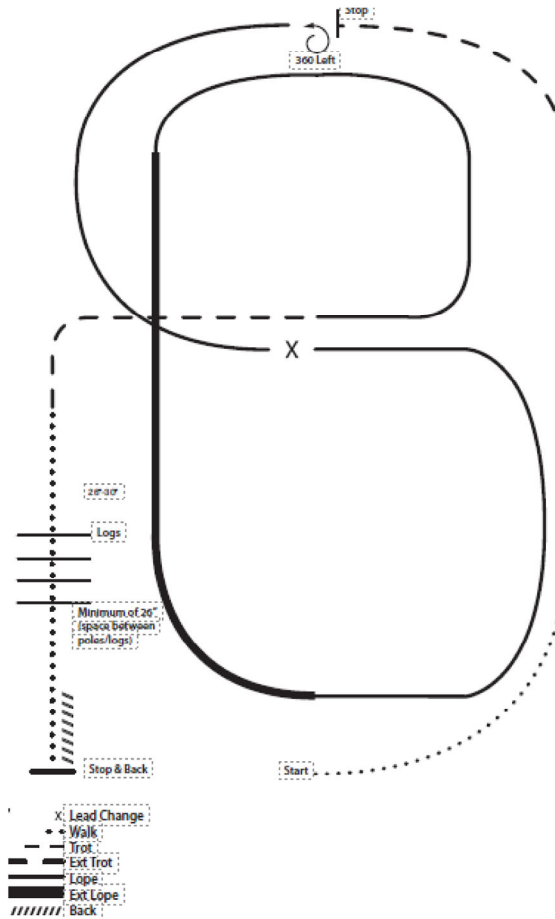
[WH/1-88]

Mod

Pattern Provided by:

MIHA Pattern Committee

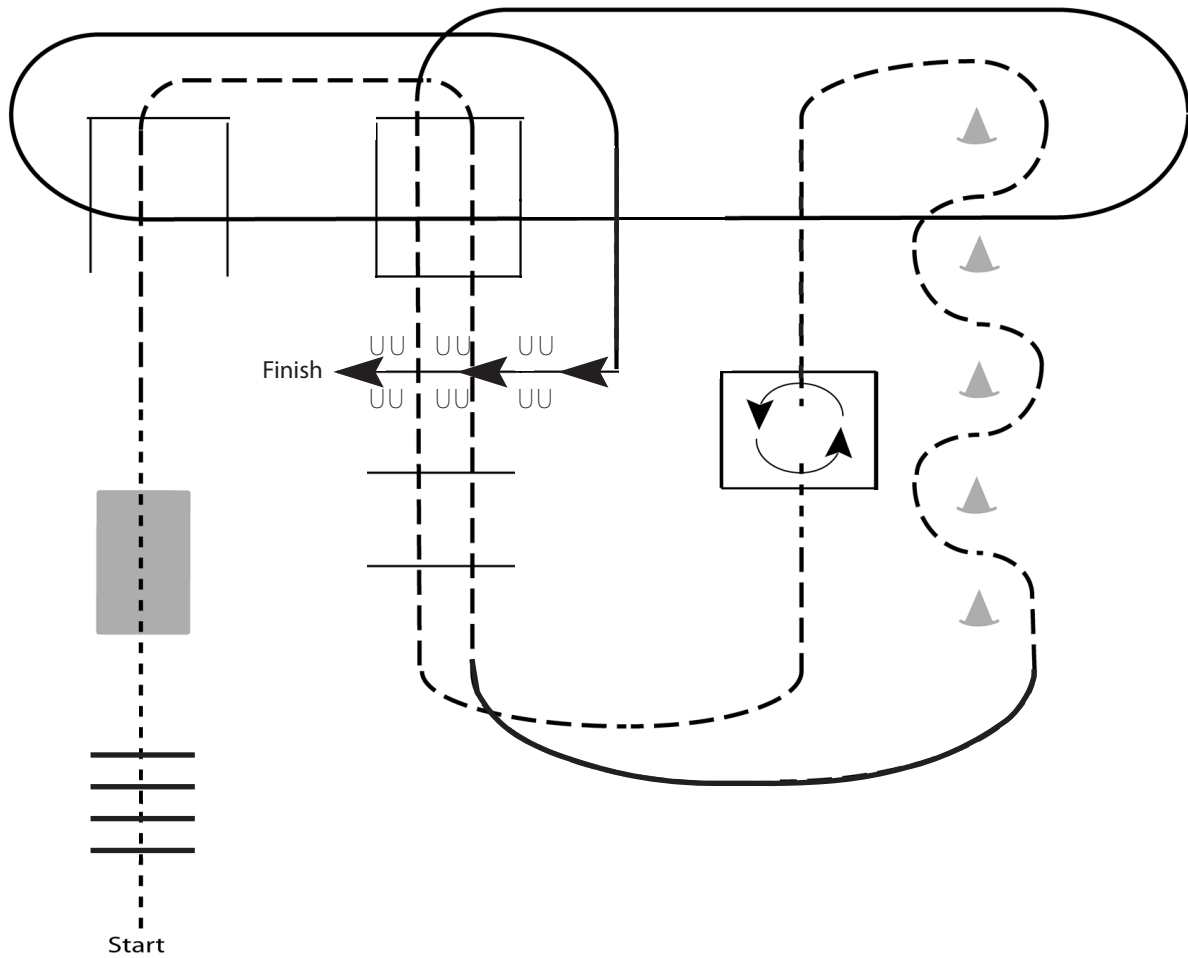
High School Ranch Riding Pattern #1



1. Walk
2. Trot
3. Extend the trot, at the top of the arena ,stop
4. 360 degree turn to the left
5. Left lead 1/2 circle, lope to the center
6. Change leads (simple or flying)
7. Right lead 1/2 circle
8. Extended lope up the long side of the arena (right lead)
9. Collect back to a lope around the top of the arena and back to center
10. Break down to an extended trot
11. Walk over logs
12. Stop and back

2025 MIHA High School Districts Meet 2 Trail

Show Date: Various



1. Walk over poles
2. Walk over bridge
3. Jog through the poles then lope left lead to cones
4. Jog through serpentine into box
5. Perform a 360 degree turn to the left and walk out of box
6. Jog over poles
7. Lope over poles on the right lead
8. Stop, sidepass right over pole
Pattern is complete

Walk	-----
Jog	- - - - -
Extended Jog	- - - - -
Lope	—————
Leg Yield	
Lead Change	— / —
Back	← ← ← ← ←
Marker	Ⓚ
Sidepass	← — — — — →

Equipment list:
18 poles
5 cones
bridge

Pattern Provided by:
MIHA Pattern Committee

[T/1-1]
mod

www.HorseShowPatterns.com

www.HorseShowPatterns.com

Speed & Action

